



Report To:	Audit and Governance
Date:	13 th October 2025
Subject:	Quarter 1 25/26 Risk Report
Purpose:	To provide an update on risk as at the end of June 2025
Key Decision:	No
Portfolio Holder:	Councillor Dale Broughton, Leader
Report Of:	John Medler, Assistant Director - Governance
Report Author:	Corey Gooch, Business Intelligence and Change Manager
Ward(s) Affected:	All
Exempt Report:	No

Summary

This is the quarterly report covering risk monitoring information for Quarter 1 of 2025/26 (as at the end of June 2025).

Recommendations

That the committee notes the quarterly risk monitoring information for Q1 of 2025/26

Reasons for Recommendations

The Audit and Governance Committee is responsible for overseeing the effectiveness of the Council's risk management arrangements.

Other Options Considered

Alternative reporting arrangements.

1. Risk management (Appendix A)

- 1.1 The strategic risk register has been reviewed for Q1, as at the end of June 2025. An additional column to track the delivery of actions has been added – Green where actions are on track, Amber where a date for the action needs to be added and Red where actions are off track.
- 1.2 A summary of the risks and scores are set out in the table below, with full details in Appendix A.

In response to recommendations from the recent Internal Audit review of risk management practices, enhancements have been made to the this report to improve clarity and focus on key areas of concern

- **Target Status:** Each strategic risk now includes an indication of whether it is currently being managed at its target level. This addition supports better prioritisation by highlighting risks that require further mitigation to reach their desired state.
- **Mitigation Action Tracking:** The summary also incorporates the status of planned mitigation actions, using a RAG (Red, Amber, Green) rating. This provides assurance that actions are progressing as expected and helps identify where further attention may be needed.

These changes aim to strengthen the Council's oversight of strategic risks and ensure alignment with best practice recommendations outlined in the Internal Audit report.

Boston Strategic Risks	Risk score	Direction of travel	Target Status
BBC02: Health	Medium (9)	↔	At Target Score
BBC03: Local economy	Medium (9)	↔	At Target Score
BBC05: Budget	High (16)	↔	At Target Score
Update in Q1: Budget risk reviews underway, will come forward for Q2			
BBC06: Civil contingency risks	Medium (8)	↔	At Target Score
Update in Q1: Wording reviewed and updated. This risk is being reviewed in relation to battery storage as raised by Cllr Cantwell.			
BBC07: Infrastructure risks	Medium (8)	↔	At Target Score
Update in Q1: Treatment reviewed and updated			
BBC08: Capital Programme	Medium (6)	↔	At Target Score
BBC09: General Fund Assets	Low (4)	↔	At Target Score
BBC10: Cyber Incident	High (15)	↔	At Target Score
BBC11: Technology infrastructure failure	High (10)	↔	At Target Score

Boston Strategic Risks	Risk score	Direction of travel	Target Status
BBC12: Implementation of the Environment Act 2021	High (16)	↔	Not at Target
Update in Q1: Wording and planned action reviewed and updated – On target for mitigations which is the new depot which has been secured.			
BBC13: Introduction of Extended Producer Responsibility	Low (4)	↔	At Target Score
BBC14: Identification and Suitability of future Depot Accommodation	Medium (9)	↔	At Target Score
BBC15: Waste Collection Round Pressures	Medium (6)	↔	Not at Target
Update in Q1: Wording, score and planned action reviewed and updated. Target risk score has been reduced to minimal to reflect future planned mitigations via the round review commencing in August 2025			
BBC16: Capacity	Medium (6)	↓	At Target Score
Update in Q1: Risk likelihood reduced due to existing mitigations and ongoing delivery			
BBC17: Third Party Service Delivery	Medium (9)	↔	At Target Score
BBC18: External Communication	Medium (6)	↔	At Target Score
BBC19: Retention of staff	Medium (8)	↔	At Target Score
BBC20: Service Delivery	Medium (9)	↔	Not on Target
Update in Q1: Not on target but set to be by the due date of end of this financial year, this is to allow time for services reviews to be implemented			
BBC21: Internal Communications	Medium (6)	↔	At Target Score
BBC22: Net Zero target	Medium (8)	↔	At Target Score
BBC23: Business continuity	Medium (9)	↔	At Target Score
Update in Q1: It is proposed this risk is removed as it is a duplication of the civil contingency risks			
BBC24: Health and Safety	Medium (9)	↑	Not on Target
Update in Q1: Risk likelihood has increased from Medium (6) > Medium (9) in Q4 following an increase in overdue outstanding audit actions, however audit actions are being monitored and governed by Director of communities to ensure all audit actions are completed by due dates			
BBC25: Information	Medium (8)	↔	At Target Score
BBC26: Local Plan being considered out of date	Medium (6)	↔	At Target Score
BBC27: Safeguarding	Medium (8)	↔	At Target Score

Boston Strategic Risks	Risk score	Direction of travel	Target Status
BBC28: Local Government Reform (LGR) in Greater Lincolnshire	High (15)	↔	At Target Score
BBC29: Inadequate mitigation of infrastructure risks in the BBC server room	High (12)	New	New

Risk Scoring Matrix						
Impact	Critical		11	10		
	High	9	6; 7; 19; 25; 27		5; 12	
	Medium		4; 8; 18; 21;	2; 3; 14; 15; 17; 20; 23;16;24	29	
	Low		13	26	22	
	Minimal					
		Rare	Unlikely	Possible	Likely	Almost certain
		Likelihood				

Risk Score

Minimal Risk

Low Risk

Medium Risk

High Risk

Critical Risk

Colour

1.3 As set out in the risk policy, we use the 4Ts of risk control:

- Terminate – rarely, we may be able to stop doing the activity altogether and thereby remove the risk altogether
- Tolerate – accept the risk and live with it because it is within our risk appetite and the cost of mitigating action would outweigh the benefits
- Transfer – move all or part of the risk to a third party or through insurance; however, sometimes accountability remains, particularly with a Council, so caution is advised
- Treat - take action to control the likelihood and/or impact and set a target to move the risk to within the risk appetite once the action has been implemented

1.4 The strategic risks for the Partnership have also been reviewed for quarter 1, as at the end of June 2025. AI-related risks will be considered during the Q2 risk reviews as requested by Committee.


1.5 A summary of the Partnership risks and scores are set out in the table below, with full details in Appendix B.


SELCP Partnership Risks	Risk score	Direction of travel	Target Status
SELCP-01: Vision	Medium (8)	↔	At Target Score
SELCP-02: Trust	High (12)	↔	At Target Score


SELCP Partnership Risks	Risk score	Direction of travel	Target Status
SELCP-03: Sovereignty	Medium (9)	↔	At Target Score
SELCP-05: Culture	Medium (6)	↔	At Target Score
SELCP-06: LGR	High (12)	↔	At Target Score
SELCP-07: Funding	High (16)	↔	At Target Score
SELCP-08: Staffing	High (12)	↔	Not on Target
Update in Q1: With LGR now looking likely in Greater Lincolnshire a refresh of the Workforce Development Strategy action plan will take place this year to help ensure colleagues have the skills and confidence required to continue to want to work in Local Government post re-organisation: by 31/3/26			
SELCP-09: PSPS	Medium (6)	↔	At Target Score


Risk Scoring Matrix						
Impact	Critical					
	High		1		7	
	Medium		5; 9	3	2; 6; 8	
	Low					
	Minimal					
		Rare	Unlikely	Possible	Likely	Almost certain
Likelihood						


Risk Score Colour

Minimal Risk 

Low Risk 

Medium Risk 

High Risk 

Critical Risk 

1.6 The fraud risks have also been reviewed for Q1, as at the end of June 2025.

1.7 A summary of the fraud risks and scores are set out in the table below, with full details in Appendix B.

Fraud Risks	Risk score	Direction of travel	Target Status
1: Asset - Equipment	Minimal (1)	↔	At Target Score
3: Assets – Land and Property	Minimal (1)	↔	At Target Score
4: Procurement – Contracts	Medium (6)	↔	Target TBC
5: Procurement – Contract Payments	Medium (8)	↔	Target TBC

Fraud Risks	Risk score	Direction of travel	Target Status
6: Council Tax – Credit Refund and Income Fraud	Medium (6)	↔	Target TBC
7: Council Tax Fraud	Low (4)	↔	At Target Score
8: Council Tax Support Scheme	Low (4)	↔	At Target Score
9: National Non-Domestic Rate (NNDR) Fraud	Medium (9)	↔	Target TBC
10: Housing Benefit Fraud	Low (4)	↔	At Target Score

Risk Scoring Matrix					
Critical					
High		5			
Medium		4; 6	9		
Low		7; 8; 10			
Minimal	1; 3				
	Rare	Unlikely	Possible	Likely	Almost certain
	Likelihood				

Risk Score	Colour
Minimal Risk	
Low Risk	
Medium Risk	
High Risk	
Critical Risk	

2. Conclusion

2.1. The governance reporting and review arrangements support the Council to manage its services in an effective and efficient manner.

Implications

South and East Lincolnshire Councils Partnership

A Partnership approach has been agreed for 2025/26.

Corporate Priorities

Whole report. Performance information is set out by priority.

Staffing

No implications specific to this report. Risks relating to staffing are included in the report.

Workforce Capacity Implications

No implications specific to this report. Risks relating to workforce capacity are included in the report.

Constitutional and Legal Implications

No implications specific to this report

Data Protection

No implications specific to this report

Financial

No implications specific to this report

Risk Management

Section 1 of the report and Appendix A.

Stakeholder / Consultation / Timescales

Consultation with SLT

Reputation

No implications specific to this report. Potential reputational risks are included in the report.

Contracts

No implications specific to this report. risks relating to contracts and procurement are included in the report.

Crime and Disorder

No implications specific to this report.

Equality and Diversity / Human Rights / Safeguarding

No implications specific to this report.

Health and Wellbeing

No implications specific to this report.

Climate Change and Environmental Implications

No implications specific to this report.

Acronyms

- 2Y: 2 year rolling period
- A&G: Audit & Governance Committee

- B&B: Bed & Breakfast accommodation
- BAU: Business As Usual
- CC: Customer Contact
- DD: Direct Debit
- EAP: Employee Assistance Programme
- KPIs: Key Performance Indicators
- LGR: Local Government Reorganisation
- OFLOG: Office for Local Government
- Q: Quarterly (Q1: April to June; Q2: July to September; Q3: October to December; Q4: January to March)
- NDR: Non-domestic rates (business rates)
- R&B: Revenues & Benefits
- SLA: Service Level Agreement
- SLT: Senior Leadership Team
- YE: Year End (April to March)

Appendices

Appendices are listed below and attached to the back of the report:

Appendix A	Q1 BBC Risk Registers
------------	-----------------------

Background Papers

No background papers as defined in Section 100D of the Local Government Act 1972 were used in the production of this report.

Chronological History of this Report

A report on this item has not been previously considered by a Council body.

Report Approval

Report author: Corey Gooch – Business Intelligence and Change Manager
corey.gooch@sholland.gov.uk

Signed off by: John Medler – Assistant Director Governance and Monitoring Officer,
john.medler@e-lindsey.gov.uk

Approved for publication: Councillor Dale Broughton, Leader of the Council,
dale.broughton@boston.gov.uk